

# changing diabetes barometer international seminar

Oxford, 8-9 December 2008

# Diabetes Information England

Liz Allan



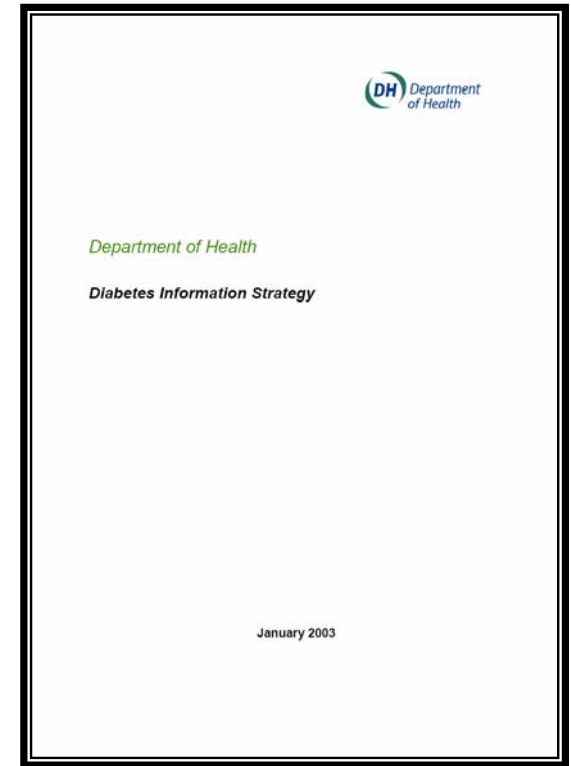
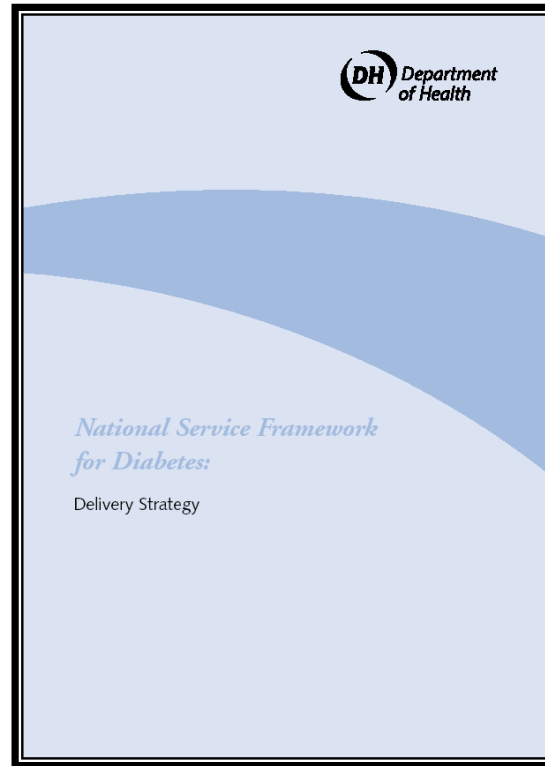
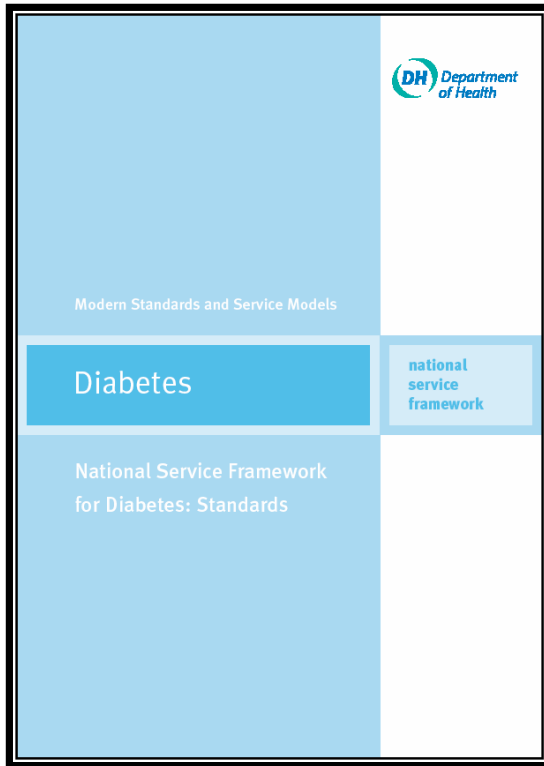
*National Diabetes Support Team*



# Agenda

- Diabetes National Service Framework
- Case study
- Listening exercise
- Diabetes Data Directory
- National Diabetes Information Service

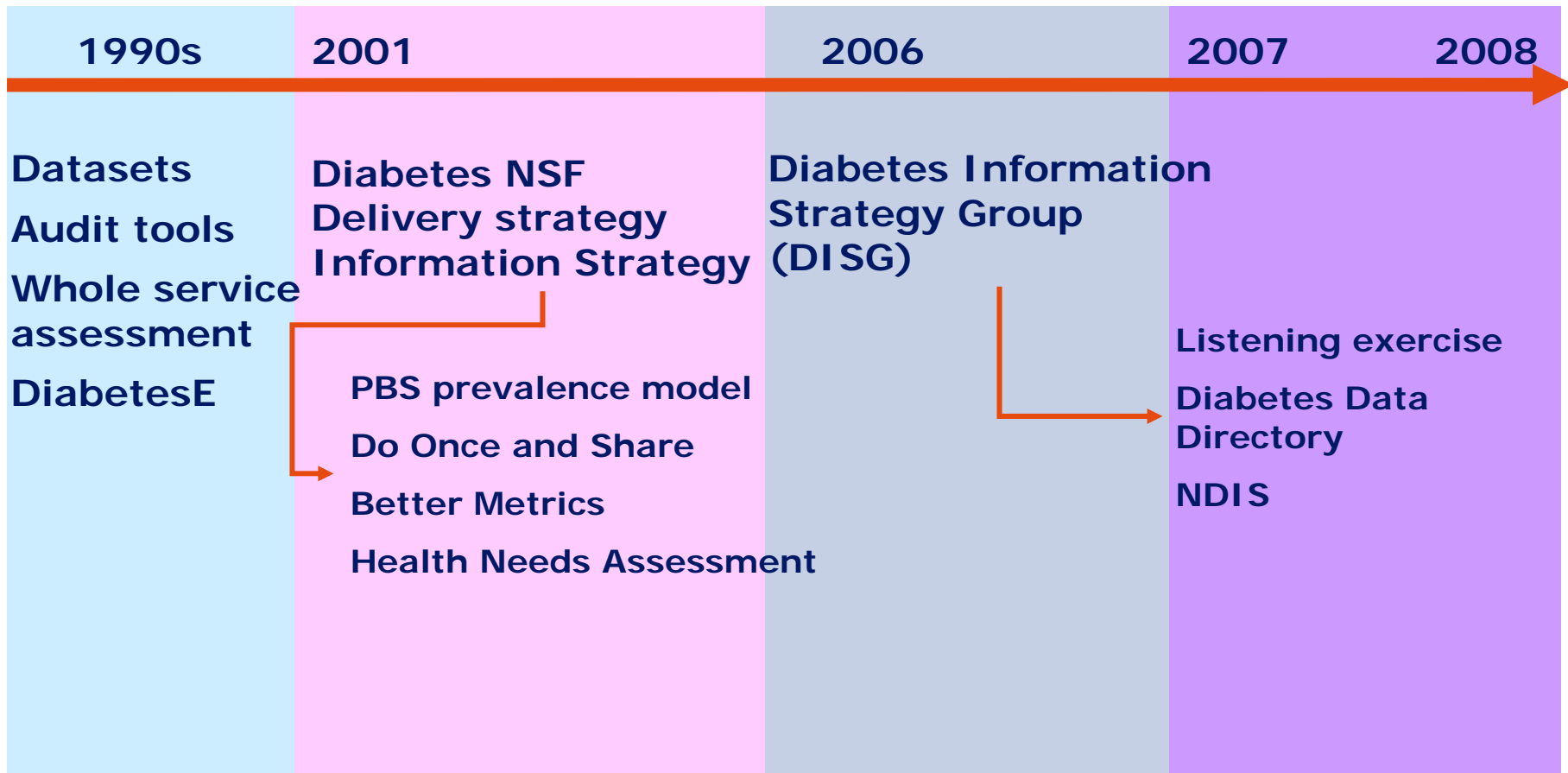
# Diabetes National Service Framework



# Diabetes NSF Standards to be reached by 2013

- Standard 1** - Prevention of type 2 diabetes
- Standard 2** - Identification of people with diabetes
- Standard 3** - Empowering people with diabetes
- Standard 4** - Clinical care of adults with diabetes
- Standard 5** } Clinical care of children and young people with diabetes
- Standard 6** }
- Standard 7** - Management of diabetic Emergencies
- Standard 8** - Care of people with diabetes during admission to hospital
- Standard 9** - Diabetes and Pregnancy
- Standard 10** }
- Standard 11** } Detection and management of long-term complications
- Standard 12** }

# Diabetes Information Timeline



# Case study: Aiming for Improvement

Simon Eaton

Consultant Diabetologist,

Northumbria Healthcare NHS Foundation Trust

Leadership Fellow, The Health Foundation

Chair, Northern Regional Diabetes Service Advisory Group

changing diabetes barometer  
international seminar

Oxford, 8-9 December 2008



# Aiming for improvement



Where are we now?

How do we compare?  
→ To targets/standards  
→ To others

What does this mean?

Make improvements

Information

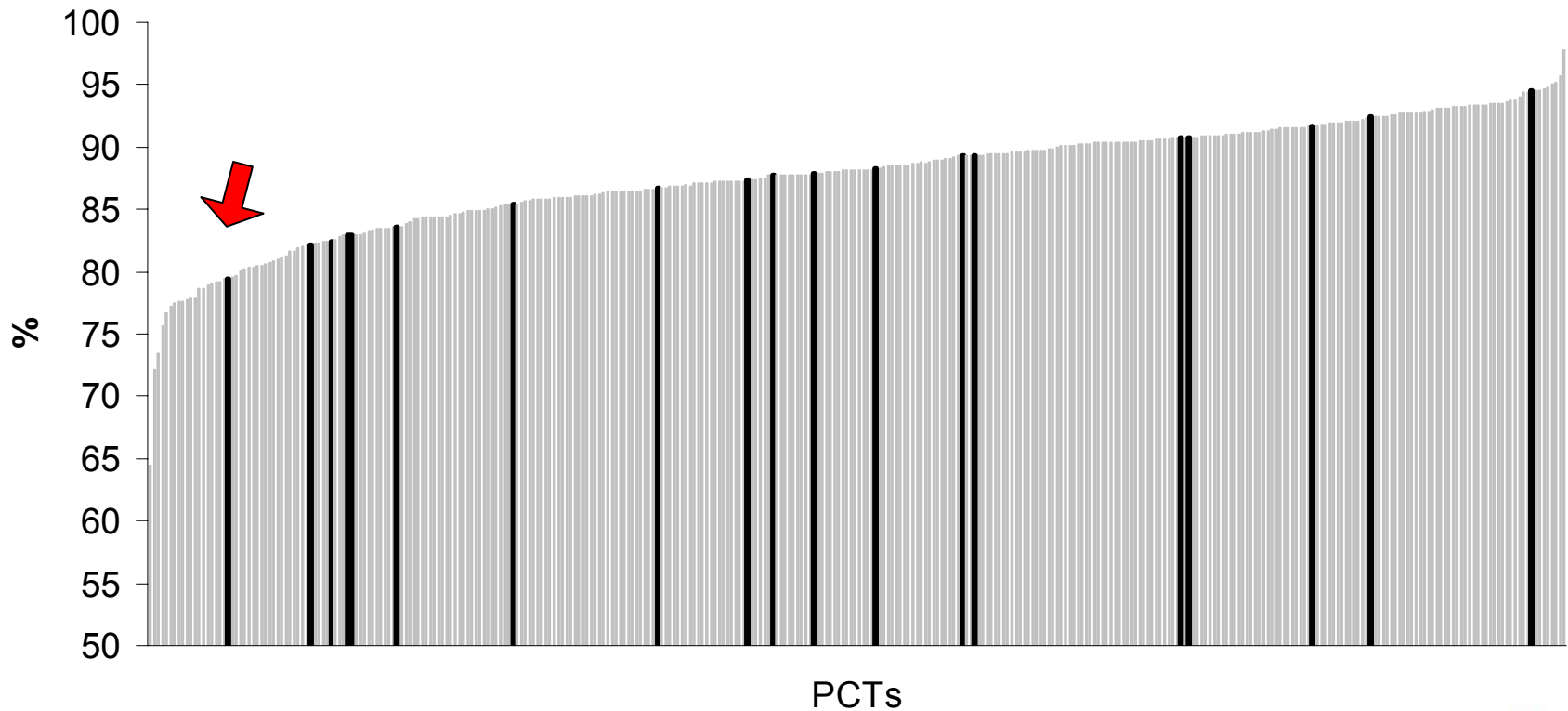
Context

Story

Intelligence

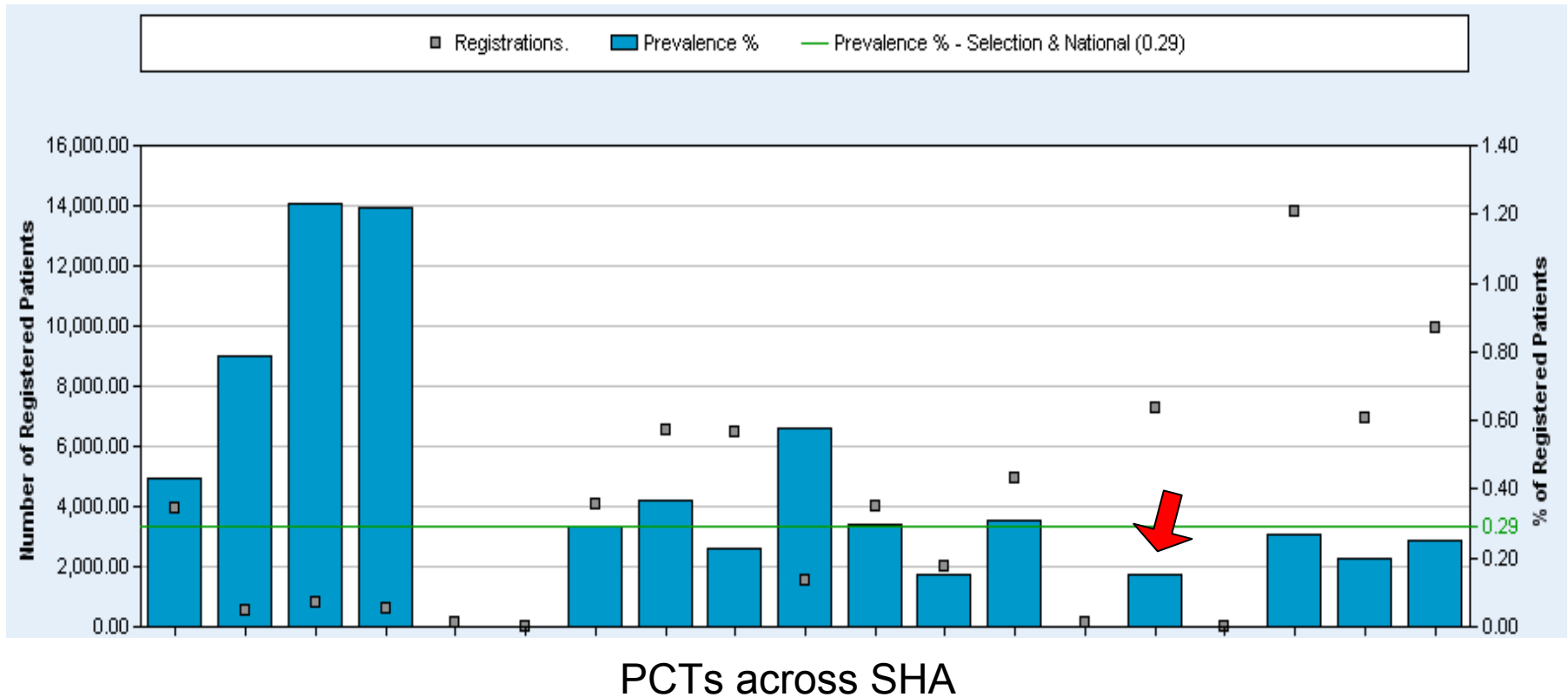
# QoF DM10 across a region

QOF DM10: The percentage of patients with diabetes with a record of neuropathy testing in the previous 15 months



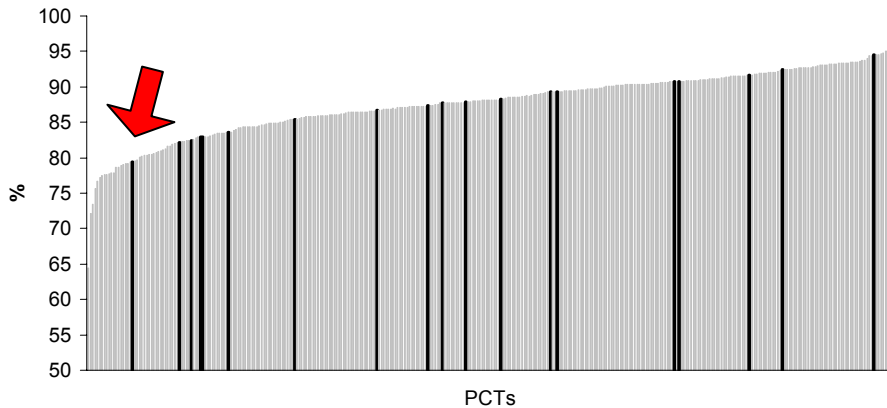
# NDA complications across a region

## National Diabetes Audit: Major amputations

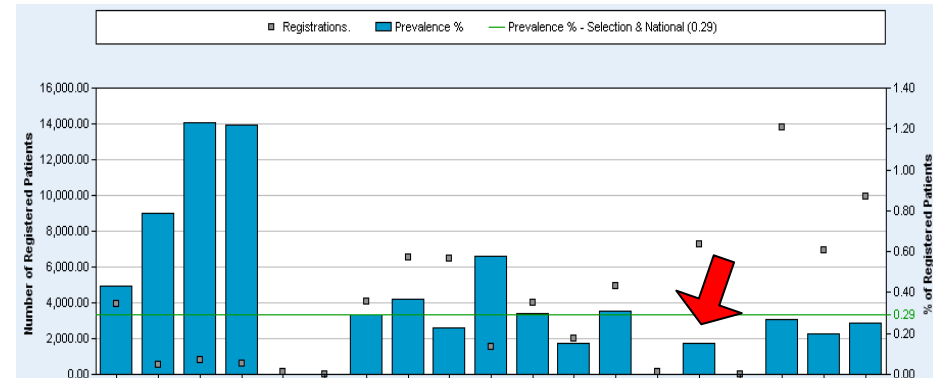


# Triangulating the data

QOF DM10: % with Neuropathy screening



NDA: Major amputations



## Lessons:

- Maintain podiatry model;
- Documentation
- Improve foot screening (awareness and training)

## Outcome:

- Increased number of practices achieving DM10
- Before 4 out of 29
- After 22 out of 29

# Key lessons

- Benefits from using separate data sources together
- Need to understand the story behind the numbers
- Access to information is important
- Access to information is difficult



# Diabetes Information in England

It has many sources

- The NHS Information Centre for health and social care
- Healthcare Commission
- Government Office for National Statistics
- Department of Health
- Yorkshire & Humber Public Health Observatory



NHS



The  
Information  
Centre  
for health and social care



Healthcare  
Commission



Office for  
National Statistics



DH Department  
of Health



YHPHO

YORKSHIRE & HUMBER PUBLIC HEALTH OBSERVATORY

changing diabetes barometer  
international seminar  
Oxford, 8-9 December 2008



International Diabetes Federation  
Europe



The Oxford  
Health Alliance  
Confronting the Epidemic  
of Chronic Disease



novo nordisk®

**NDA/ Piano      DiabetesE      PBS prevalence      QOF/QMAS**

**Better Metrics      Public Health Indicator search tool      Where are we now?**

**Community Health Profiles      CEMACH      Hospital Episode Statistics**

**Retinal Screening statistics      Commissioning toolkit      Prescribing data**

**YHPHO Indicator Search Tool      NHS Indicator Explorer      Census**

**Children's weight from school stats      Workforce Toolkit      LDP targets**

**Health inequalities basket of indicators      Competency framework - SfH**

**DUK/RCP manpower report 2006      Children's data compendium      DAFNE**

**Asset tool & stroke data base      Ambulance data      CHD registers**

**Community health profiles      DESMOND      Dr Foster      PBR tariffs**

**NICE Foot care services for people with diabetes commissioning tool**

**Retinal Screening statistics      ONS public health mortality      Diabetes e-atlas**

**Health Poverty Index      Compendium of clinical health indicators**

**Index of multiple deprivation      PCT performance indicators      MINAP**

**Better care better value indicators      Diabetes Health Economy Resource**

# Diabetes Information Listening Exercise (January 2007)

## Key findings

- Poor knowledge of existing datasets and tools
- Poor access to information
- Unreliable quality of data
- Time constraints

# Diabetes Information Listening Exercise

## Improvements that respondents requested

- Better advertising of all the available tools and datasets
- Access through one site or portal
- Reduced duplication of data entry & simplify upload
- Integration of data across 1<sup>o</sup> and 2<sup>o</sup> care boundaries
- Presentation of results in a more understandable format
- Ensure clinically as well as managerially relevant
- Inclusive of all health professionals involved with diabetes care
- Should be available to the public

# Next steps

**Diabetes Data Directory**  
*(Short term solution)*



**National Diabetes Information Service**  
*(Long term solution)*





# Diabetes Data Directory



"If commissioning services is ever to radically reshape and improve how we deliver diabetes care then accurate and timely information covering a wide range of healthcare and population issues will be essential. There is already substantial information on diabetes relevant topics available but it is often not connected or easy to find. The Diabetes Data Directory is an attempt to bring some of these data and information sources together in an easy to find and useful way. We know it is not comprehensive and there are gaps but work to fill those is ongoing. In the meantime this first edition of the Directory will hopefully prove a useful aid to all those engaged in commissioning diabetes services".

Dr Sue Roberts

The NDST and YHPHO have been working together to develop an online Diabetes Data Directory. This has been developed as a direct result of feedback from a listening exercise where key diabetes professionals identified that they need to understand the range of datasets and tools that are available to support their decision making.

The aim of the Diabetes Data Directory is to allow improved access and understanding of the wide range of tools/datasets currently available by:

- i. providing a brief description of the various tools/datasets;
- ii. confirming how these tools can be accessed by linking directly to relevant websites;
- iii. signposting to the various tools/datasets that will provide answers to key headline questions.

You can search the Diabetes Data Directory by tool/dataset or by individual headline questions you may want answering.

For general information about this dataset/tool:

National Diabetes Audit/PIANO

Submit

OR

Which tool/dataset can help me answer?

How many people with diabetes have died recently?

Submit

This diabetes data directory is currently in development. It is envisaged that further tools/datasets will be included in the coming months. The next set, as listed below, will be available from January 2008. If you have any suggestions for further tools/datasets please email Lorraine Oldridge, Yorkshire and Humber PHO, [lo5@york.ac.uk](mailto:lo5@york.ac.uk)

Tool/Data set	Phased release
Community health profiles	2
NICE Foot care services for people with diabetes commissioning tool	2

For general information about this dataset/tool:

National Diabetes Audit/PIANO



Better Metrics

Diabetes Commissioning Toolkit

Diabetes Commissioning Toolkit Where Are We Now Tool

Diabetes UK InfoBank

DiabetesE

Healthcare Commissions National Survey of People with Diabetes

Hospital Episode Statistics (HES)

National Diabetes Audit/PIANO

NLH Diabetes Specialist Library

PBS Diabetes Prevalence Model

Prescribing Data

Programme Budgeting

QoF/QMAS (Diabetes)

Retinal Screening Programme: aggregate figures per programme







Retinal Screening Programme: proposed demographic hub

changing diabetes barometer  
international seminar

Oxford, 8-9 December 2008



## National Diabetes Audit/PIANO

What is the tool/dataset?	The National Diabetes Audit toolkit is used to analyse the diabetes audit data. Full information on the data included can be found at: <a href="http://www.ic.nhs.uk/our-services/improving-patient-care/diabetes/standards">http://www.ic.nhs.uk/our-services/improving-patient-care/diabetes/standards</a> Data is from all sources is triangulated, data quality reports and data analysis provided. Data can be stratified and analysed in many different ways, eg. sex, age, ethnicity, deprivation.
Where does the information come from?	General Practitioner (GP) practices, Primary Care Trusts (PCTs), Strategic Health Authorities (SHAs) and Specialist Paediatric Units
How can I access it?	The NDA toolkit can be accessed via the Open Exeter website. <a href="http://www.openexeter.nhs.uk/nhsia/index.jsp">http://www.openexeter.nhs.uk/nhsia/index.jsp</a> (NHS.Net connection only)
Do I need an account/password to access it?	A User code and Password are required to access the tool - only available to NHS users
What geographical areas are covered?	General Practitioner (GP) practices, Primary Care Trusts (PCTs), Strategic Health Authorities (SHAs) and Specialist Paediatric Units
What is the most recent year?	Reporting for 2005-2006, collecting for 2006-2007
What is the age range covered?	All ages. This can be analysed in different age bands eg. 0-5 yrs, 6-10 yrs, 11-15yrs , 16-24 yrs, 25-39 yrs, 40-54 yrs, 55-69 yrs, 70-84 yrs, 85+ yrs
When was it last updated?	April 2006
<b>CAN IT HELP ME ANSWER?</b>	
<b>What is the general health in my population?</b>	
<b>What is the level of deprivation in my population?</b>	
<b>What is the profile of ethnicity in my population?</b>	
<b>How common is diabetes?</b>	
<b>How many people have been diagnosed with diabetes?</b>	
<b>How many people should have been diagnosed with diabetes?</b>	



# Diabetes Data Directory



"If commissioning services is ever to radically reshape and improve how we deliver diabetes care then accurate and timely information covering a wide range of healthcare and population issues will be essential. There is already substantial information on diabetes relevant topics available but it is often not connected or easy to find. The Diabetes Data Directory is an attempt to bring some of these data and information sources together in an easy to find and useful way. We know it is not comprehensive and there are gaps but work to fill those is ongoing. In the meantime this first edition of the Directory will hopefully prove a useful aid to all those engaged in commissioning diabetes services".

Dr Sue Roberts

The NDST and YHPHO have been working together to develop an online Diabetes Data Directory. This has been developed as a direct result of feedback from a listening exercise where key diabetes professionals identified that they need to understand the range of datasets and tools that are available to support their decision making.

The aim of the Diabetes Data Directory is to allow improved access and understanding of the wide range of tools/datasets currently available by:

- i. providing a brief description of the various tools/datasets;
- ii. confirming how these tools can be accessed by linking directly to relevant websites;
- iii. signposting to the various tools/datasets that will provide answers to key headline questions.

You can search the Diabetes Data Directory by tool/dataset or by individual headline questions you may want answering.

For general information about this dataset/tool:

OR

Which tool/dataset can help me answer?

This diabetes data directory is currently in development. It is envisaged that further tools/datasets will be included in the coming months. The next set, as listed below, will be available from January 2008. If you have any suggestions for further tools/datasets please email Lorraine Oldridge, Yorkshire and Humber PHO, [lo5@york.ac.uk](mailto:lo5@york.ac.uk)

Tool/Data set	Phased release
Community health profiles	2
NICE Foot care services for people with diabetes commissioning tool	2

For general information about this dataset/tool:

National Diabetes Audit/PIANO



Submit

OR

Which tool/dataset can help me answer?



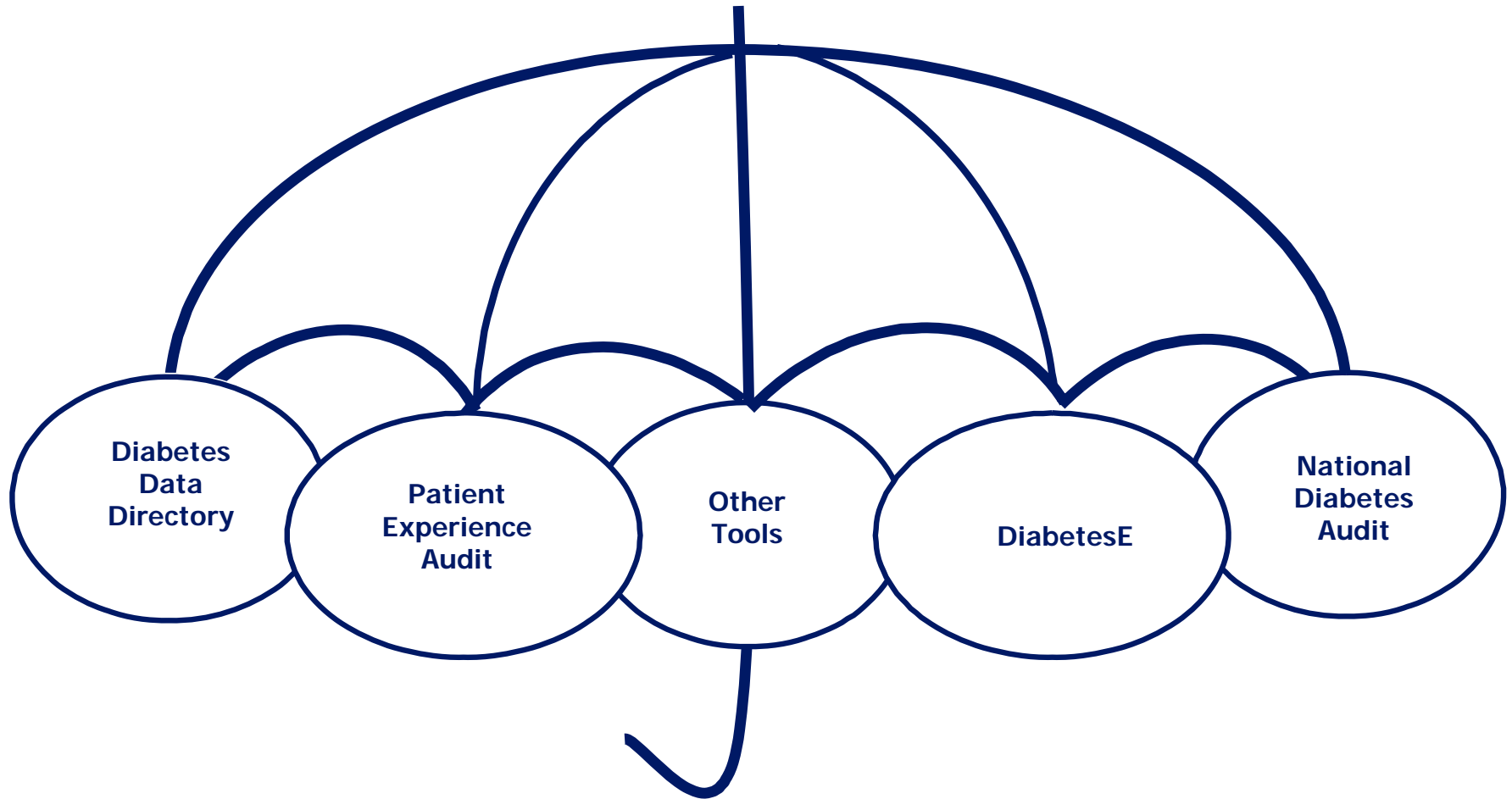
- What is the general health in my population?
- What is the level of deprivation in my population?
- What is the profile of ethnicity in my population?
- How common is diabetes?
- How many people have been diagnosed with diabetes?
- How many people should have been diagnosed with diabetes?
- What age are the people with diabetes?
- What gender are the people with diabetes?
- What complications have they got?
- How many people with diabetes have died recently?
- What have people with diabetes died of?
- What is the quality of diabetes care?
- How many people with diabetes have been admitted to hospital?
- What is the cost of the diabetes service?
- Can I compare our diabetes service with others?
- Can I have examples of what is being done elsewhere?

commissioning tool

Other tools/d  
ridge, Yorks

CAN IT HELP ME ANSWER?		KEY	
What is the general health in my population?	Source	Will it answer?	Icon
✓	<a href="#">Better Metrics</a>	Yes	✓
✓	<a href="#">Community Health profiles</a>	Partially	✓
✗	<a href="#">DAFNE</a>	No	✗
✓	<a href="#">Diabetes Commissioning Toolkit</a>		
✓	<a href="#">Diabetes Commissioning Toolkit Where Are We Now Tool</a>		
✗	<a href="#">Diabetes Health Economics Resource</a>		
✗	<a href="#">Diabetes UK InfoBank</a>		
✗	<a href="#">DiabetesE</a>		
✓	<a href="#">Health Poverty Index</a>		
✗	<a href="#">Healthcare Commission Diabetes Information Service</a>		

# National Diabetes Information Service



# National Diabetes Information Service

**A coordinated and effective diabetes information service**

## **Aims**

- Bring together diabetes data sources
- Streamline inputs
- Integrate tools where possible for
  - Needs Assessment
  - Service Improvement
  - Audit
- Provide a National Statistical Service
- Support local organisations
- Supply commissioners and providers with the most comprehensive information possible to plan and improve services for their local population.

# National Diabetes Information Service

## Partnership Board

**Chair: Dr Rowan Hillson**

*National Clinical Director for Diabetes*

**NDIS Clinical lead**

**Dr Bob Young**

**NDIS Programme Manager**

**Margaret Baldock**

**Expert advisory group**

*(Service users & healthcare professionals)*

*Hosted by the NHS Information Centre*

# Useful links

National Diabetes Support Team: [www.diabetes.nhs.uk](http://www.diabetes.nhs.uk)

Diabetes UK: [www.diabetes.org.uk](http://www.diabetes.org.uk)

NHS Information Centre: [www.ic.nhs.uk](http://www.ic.nhs.uk)

Yorkshire & Humber Public Health Observatory:  
[www.yhpho.org.uk](http://www.yhpho.org.uk)

Diabetes Data Directory:

<http://www.yhpho.org.uk/diabetesdatadirectory/introddd.asp>